BAW56W-EVL

SOT-323 SWITCHING DIODE

VENKEL LTD.

PART NUMBER	PACKAGE	VOLTAGE	POWER	CIRCUIT CONFIGURATION
BAW56W-□VL E = 7" Embossed T&R (3,000) U = 13" Embossed T&R (12,000)	SOT-323	100V	250mW	Common Anode

ELECTRICAL CHARACTERISTICS

MAXIMUM RATINGS AND ELECTRICAL CHARACTERISTICS (T_A=25˚C UNLESS OTHERWISE NOTED)

PARAMETER	SYMBOL	BAW56-□VL	UNITS
Marking Code		JC	
Reverse Voltage	V_R	75	V
Peak Reverse Voltage	V_{RM}	100	V
Rectified Current (Average), Half Wave Rectification with Resistive Load and f >=50Hz	I_O	150	mA
Peak Forward Surge Current, 0.001ms	I_{FSM}	4.0	A
Power Dissipation Derate Above 25˚C	P_{TOT}	200	mW
Maximum Forward Voltage	V_F	0.715 @ IF=1mA 0.855 @ IF=10mA 1.0 @ IF=50mA 1.25 @ IF=150mA	V
Maximum DC Reverse Current at 25V 75V	I_R	0.03 2.5	µA
Maximum Junction Capacitance	C_J	1.5	pF
Maximum Reverse Rocovery Time (Note 2)	T_{RR}	4.0	ns
Typical Thermal Rersistance, Junction to Ambient (Note 3) Junction to Case (Note 4)	$R_{\theta JA}$ $R_{\theta JC}$	625 250	˚C / W
Junction Temperature Range	T_J	-55 TO +150	˚C
Circuit Figure		COMMON ANODE	

NOTES:

1. CJ at V_R=0, f=1MHZ
2. From I_F-10mA to I_R=1mA, V_R=-6 Volts, R_L=100Ω
3. Mounted on minimum pad.
4. Mounted on 48cm² PCB.

COMMON ANODE

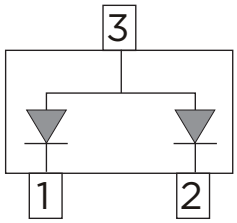

SOT-323

Units: inch (mm)

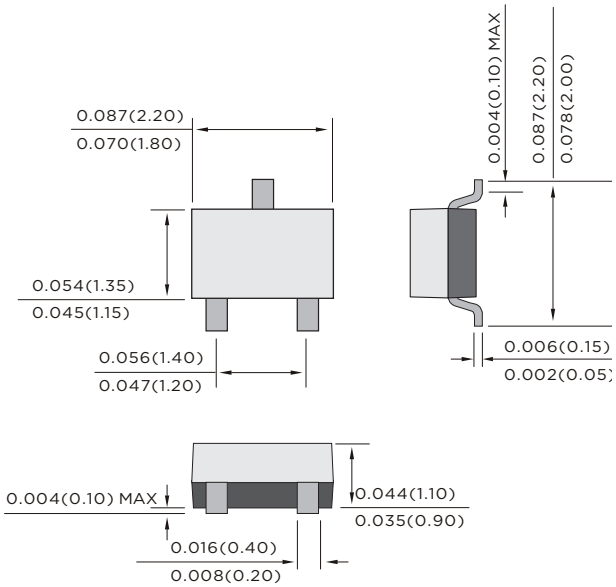

ENVIRONMENTAL INFORMATION

RoHS Status	10 of 10 Compliant
REACH Status	Compliant
Halogen Status	Halogen Free
Conflict Mineral Status	Conflict Mineral Free
Moisture Sensitivity Level (MSL)	1

REFLOW PROFILE

Max. Reflow Temperature	260˚C
Number of Reflow Cycles	2

GRAPHS

Fig.1 Typical Forward Characteristics

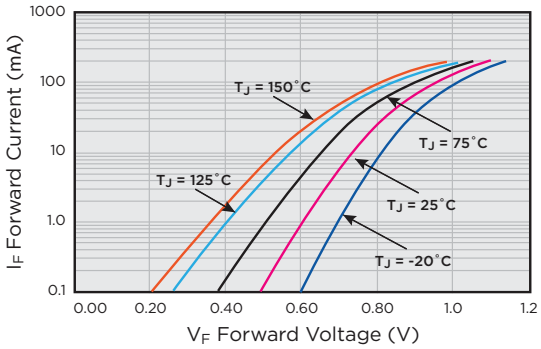

Fig.2 Typical Reverse Characteristics

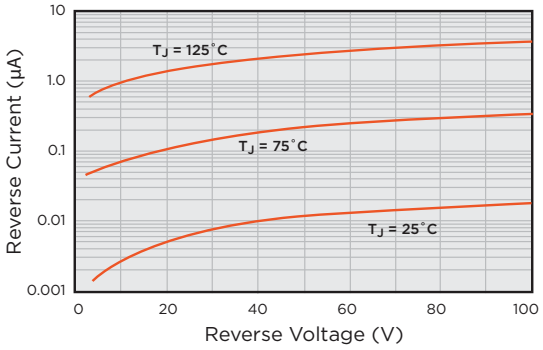

Fig.3 Typical Junction Capacitance

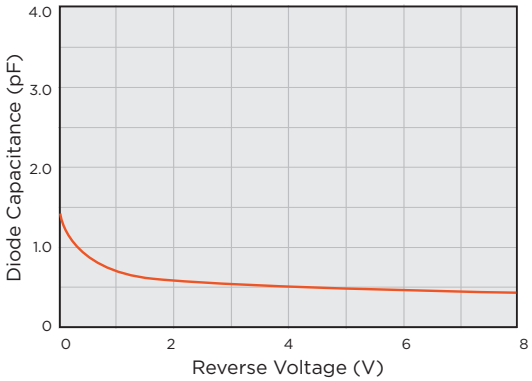

Fig.4 Power Derating Curve

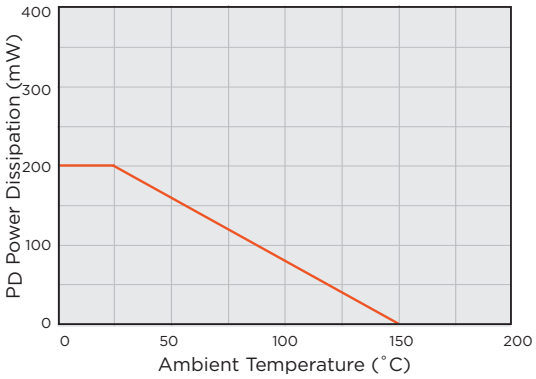
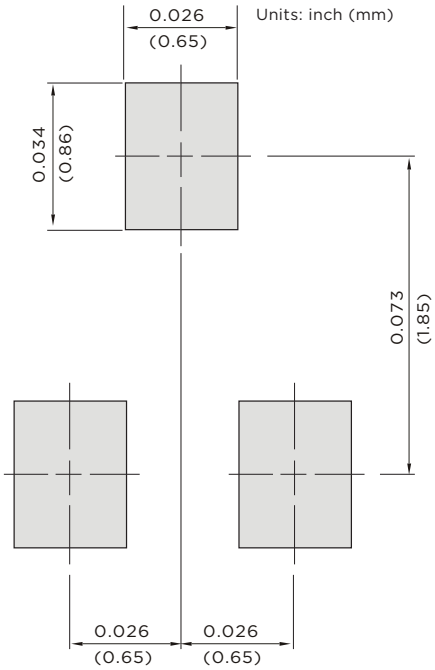
MOUNTING PAD LAYOUT